




Dell Vostro 3445 Access Panel Replacement

Written By: Johnathan Hammond



INTRODUCTION


In this guide, we will show you how to remove and replace the Access Panel.



TOOLS:


- [Phillips #0 Screwdriver](#) (1)
-

Step 1 — Unlocking the Battery



- Slide the release latches outwards to unlock the battery and lift the battery to remove it from the computer.

Step 2 — Loosen the Screw



- Loosen the screw and lift the access panel off the computer.