



Protocol DURA VR Landing Feet Replacement

The landing feet on the bottom of the drone have been torn or fallen off.


Written By: Brian Henny



INTRODUCTION



In this guide, you will quickly learn how to replace the black landing feet located on the bottom of the four blades

Step 1 — Landing Feet




- Turn the drone upside down and place it on a flat surface.

Step 2



- With the camera facing you, firmly grasp the small black rubber button like foot and squeeze it.

Step 3



- Gently pull on the foot until it becomes dislodged from the drone.

To reassemble your device, follow these instructions in reverse order.