



Audiovox CDM-8900 Antenna Replacement

Here is how you remove the antenna of the cell...



Written By: Aaron Shaw



INTRODUCTION



Here is how you remove the antenna of the cell phone.

Step 1 — Battery



- Hold the phone in one hand, slide the latch up, and pull the battery up to remove it.

Step 2 — Antenna



- Grasp the antenna at its base and twist to unscrew.
- ① Remove the antenna along with its plastic casing from inside the battery housing. Keep the antenna in the plastic casing for reassembly.

To reassemble your device, follow these instructions in reverse order.