



# Flip Ultra HD USB Latch Spring Replacement

Here is a well used Flip Ultra HD with a couple of issues. the first one is a USB latch does not return to its original position when the USB arm is retracted.

Written By: oldturkey03



---

## INTRODUCTION


This Flip Ultra HD had numerous faults. It is well used and needs a bit of work. This repair is straight forward and does not require a lot of tools.



### TOOLS:

- [Large Needle Nose Pliers](#) (1)
-

## Step 1 — USB Latch Spring





- Here is the Flip Ultra HD and it shows lots of use.
- The USB latch does not return to the upright position when the USB arm is retracted.
- Slide the battery latch to unlock

## Step 2



- Slide the front panel down and up to remove.
- Remove the battery by pulling up on the tab
- Peel the identification sticker back about half way.

## Step 3



- Beneath the sticker is a rectangular opening that houses the spring for the USB latch return. In this case it is clearly broken
- Use a pair of Needle Nose Pliers to remove and replace the spring

To reassemble your device, follow these instructions in reverse order.