




# Disassembling Toshiba Satellite L775-18H Fan

Disassemble and clean the fan


Written By: Duysinx



# INTRODUCTION



Disassemble and clean the fan

## Step 1 — Prerequisites before starting



- The machine is no longer connected to the mains;
- The hard drive has been removed (A);
- The bars of ram are removed (B);
- The battery of the bios is removed (C);
- The battery is removed (D).

## Step 2 — Disassemble the keyboard fixing cover



- Position the computer on the keyboard and open screen
- Using a spoon gently lift the plastic tab starting from the left

## Step 3 — Unscrew



- Insert a comment.

To reassemble your device, follow the instructions in reverse order.