



Razer Tiamat 7.1 Cable

I added a wire strip on audio cable inside controller before it got lose.

Written By: Waqas Imtiaz



INTRODUCTION

How to open up the controller.

Add a wire strip to make sure that cable stays in place.



TOOLS:

- [Jimmy](#) (1)
 - [64 Bit Driver Kit](#) (1)
-

Step 1 — Cable strain relief




- The problem.

Step 2




- There is a thin layer on top, glued with adhesive tape.
- Use jimmy to slowly cut the adhesive and release the layer.

Step 3




- Open 6 screws

Step 4



- Inside.

Step 5



- Added a wire strip.