



# Electronic Scientific Calculator Teardown

taking out the keyboard

Written By: Armando Morales







## TOOLS:




- [Essential Electronics Toolkit](#) (1)
-

## Step 1 — Electronic Scientific Calculator Teardown



- Turn the calculator over
- And take out all the screws

## Step 2



- you will see the back of the motherboard
- lift it up and take out the keyboard